


# FORD



# 5000 Row Crop





## Now! Rugged Big Ford power in a row-crop tractor.

Tackle a big, tough job with a Ford 5000. See how easily this tractor takes the heavy pull. How easy it makes the job for you.

This is a tractor driver's tractor. Powerful—up to 60.3 PTO hp in gasoline models. Rugged, with nearly 3 tons of brute strength. Built with the driver in mind. Just take the controls and see for yourself.


When Ford builds a tractor, it's built to do a job. Built to make that job easy. Comfort. Work view. Ease of control. Quick, easy servicing. You won't find another tractor in this power class that matches the new Ford 5000 row-crop.

[www.fordtractorclub.com](http://www.fordtractorclub.com)



Now, get proved workpower of the Ford 5000 in a rugged row-crop model. Wide axle, shown, gives 24-inch crop clearance. Tricycle model also available. Notice the roomy operator's deck, the excellent work view. The clean design, the freedom from clutter.





# Step aboard. Find out how easy a day on a tractor can be.

Swing up and on a new 5000 row-crop. It's easy, with hand grips in fenders and big, non-skid step plates.

Now settle into the cushioned comfort of the seat and look around you. Leg room aplenty on the big, flat deck. Instrument panel in easy view. Controls neatly arranged in easy, natural reach. A work view unexcelled by any tractor.

Start the engine; give the 5000 a tryout. You'll find steering accurate and as near effortless as on any tractor you've driven. Multiple-disc brakes are smooth and easy. Hydraulics, quick and precise in response. After you work the Ford 5000 a day, you'll agree. This is a farmer's tractor. A tractor driver's tractor. Your kind of tractor.




Push the seat back, raise the steering wheel to suit your height. You enjoy comfortable standing room to spare on this big, flat operator's deck.



Steering wheel locks in any of 5 positions—fits you whether you sit or stand. Hydrostatic power steering takes the work out of turns.



You sit high, out of the dust and with an excellent work view. One more reason you'll do a better job of farming on a Ford 5000 row-crop.



Single lever raises and lowers implements, for draft or position control. Flow control, standard. Optional remote control lever is console-mounted.



Diff-lock is standard on Ford 5000. Push down with your heel, use full traction of both drive wheels when going is slippery. Lock disengages automatically.



Ford's exclusive 10-speed power-shift transmission (optional) combines unsurpassed on-the-go control with efficient all-gear drive.



Ruggedness shows in every detail of the Ford 5000 row-crop. Optional wide front axle is built with the strength to handle heavy mounted implements—offers 2-foot under-axle clearance for row crops.



Front axle is reversible. As installed above, wheel base is 104 inches. Here, wheelbase is reduced to 88 inches. Inverted "U" channel telescopes for front tread adjustment from 56 to 88 inches.

# Let's talk tractor— your kind of tractor.

Look at the features and options. Remember, you get every feature of rugged 5000 all-purpose models, plus new row-crop clearance and new levels of operating convenience. Order your Ford 5000 row-crop tractor to fit your preference—your farming.

- **Engines:** Get diesel or gasoline, in the rugged proved 5000 engine. 233 cubic inch displacement. Excellent lugging ability. Stingy with fuel. Massive 96 lb crankshaft with 5 mains. Dynamic counterbalancer puts 5000's among the smoothest 4-cylinder tractors you've ever driven.
- **Transmissions:** Choose Ford's proved 10-speed power-shift for unsurpassed on-the-go control, or rugged dual range with 8 job-matching speeds.
- **Hydraulics:** You get the same single-lever control that has helped make Ford a long-time favorite with tractor men everywhere. Position or draft control at a flick of a lever. Flow control. Optional remote control valve levers are console mounted for maximum convenience.
- **Category II 3-point hitch (standard):** Extra rugged, with flexible link ends to make hitching easy.
- **Independent PTO (standard):** Hydraulically actuated clutch engages and disengages power smoothly, at your command.
- **Final drive** features rugged planetary final reduction gears, mounted inboard on each rear axle. Diff-lock is standard.
- **Multiple disc brakes** are sealed against dust and mud, run in oil for smooth action, longer life.



Prefer a tricycle-type tractor for use with mounted corn-pickers or cultivating? Then order your 5000 with dual front wheels. Or get it with the single front wheel (center).

A Ford exclusive—you can power adjust rear wheels all the way from 56 to 90 inches *without reversing rims or wheel discs!* Dual wheels can be added on the same wheel disc.

# FORD 5000 ROW CROP

A championship team—this Ford 5000 row-crop tractor and famed Ford 2-row picker. This picker has dominated National Corn Picking Contests in recent years. Combine it with a power-shift-equipped 5000; you'll save corn others lose, pick where others plug.

If you need the clearance of a row-crop tractor—if you appreciate comfort, efficiency, and sheer workpower—you owe it to yourself to give the Ford 5000 a tryout. Now.



## SPECIFICATIONS

<b>ENGINE</b>	<b>Diesel</b>	<b>Gasoline</b>	<b>TRANSMISSIONS</b>	<b>LIVE HYDRAULICS</b>	<b>5000</b>
Horsepower (Maximum observed, PTO w/8 speed transmission)	55.9	60.3	Manual shift	Pump, gpm	6.0 @ 2,500 psi
No. of cylinders	4	4	Power shift	Hitch (3-point)	Category II, flexible link ends
Displacement, cu in.	233	233	<b>PTO</b>	Draft control	Dual-sensing top link
Bore & stroke, in.	4.2 x 4.2	4.2 x 4.2		10-speed Select-O-Speed	Position control
Compression ratio	16.5:1	8:1	540 rpm @ 1900 engine rpm. Power engaged, fully independent	Flow control	Standard
Rated engine speed	2,100	2,100	<b>SPEEDS, 8-speed transmission, mph</b>	Remote control valves	Available
Starting	12 volt, with safety switch			Gear	<b>TIRES:</b>
<b>CAPACITIES</b>		<b>5000</b>	1st	Std:	Front 6.00 x 16 4 ply F2 Rear 12.4 x 38 4 ply R1
Fuel tank (gallon)	20		2nd	Opt.*	Front 7.50 x 15 6 ply F2 Front, (single wheel) 9.00 x 10 10 ply F3
Transmission, 8-speed (qt)	19.2		3rd		Rear, 13.6 x 38 4 ply R1 15.5 x 38 6 ply R1 15.5 x 38 6 ply R2-O
Select-O-Speed (qt)	11.7		4th		
Crankcase (qt)	8		5th		
Rear axle (and hydraulics) (qt)	34.8		6th		
Cooling system (qt)	15.3		7th		
<b>DIMENSIONS</b>			8th		
Height, top of hood, in.	68		Rev. Low		
Wheelbase, tricycle, in.	96		Rev. High		
Wide front axle, in.	88 or 104		<b>SPEEDS, mph, Select-O-Speed transmission</b>		
Wheel tread, in.	52 to 80		Gear	1000 rpm	2100 rpm
with power-adjust wheels, rear, in.	56 to 90		1st	0.5	1.0
Clearance, front axle, in.	24		2nd	0.7	1.5
Front axle loader capacity, lb	2,000		3rd	0.8	1.7
Shipping weight, lb, approximate (tricycle front end)	6,200		4th	1.1	2.3
<b>FINAL DRIVE</b>	Double reduction, Differential lock, standard		5th	1.7	3.6
<b>STEERING</b>	power (hydrostatic)		6th	2.2	4.6
<b>BRAKES</b>	Self-energizing wet disc		7th	2.5	5.3
<b>ELECTRICAL SYSTEM,</b> 12 volt, 22 amp generator, 80 amp-hr battery, gasoline, 128 amp-hr battery, diesel.			8th	3.3	6.9
			9th	5.3	11.1
			10th	7.8	16.4
			Rev. 1	1.5	3.1
			Rev. 2	2.2	4.6
			*Optional at additional cost		

*Design, materials and/or specifications are subject to change without notice and without liability therefor.*

**YOUR FORD TRACTOR AND EQUIPMENT DEALER**

